

# Stronger Communities Select Committee

---

## Epping Forest

Date: 19th March 2024

Unit: West LPA

Contact: Inspector Jonathan Main

# Policing Structure

## Policing Structure

- Two Community Policing Teams (CPT) based at Loughton Police Station comprising of 2 Sergeants, 5 Constables, and 8 PCSOs.
- Town Centre Team comprising of 7 constables.
- Epping Forest District Council fund the Community Safety Team (CST) comprising of 1 Sergeant and 2 Police Constables.
- There is a dedicated rural officer who is shared between Epping Forest and Brentwood (based in Brentwood)
- Two Children and Young Persons Officers (CYP)
- Community Safety Engagement Officer (CSEO)
- Criminal Investigation Department (CID)
- Local Policing Team (LPT) is based at Loughton Police Station. 24/7 cover comprising of 5 Inspectors, 5 Sergeants, and 50 Police Constables.





- Help people
- Keep people safe
- Catch criminals

## How we work

- WE ARE PROFESSIONAL**
  - How we behave
  - How we learn
  - How we lead
  - How we work
  - How we look
- WE LEARN AND DEVELOP**
  - We innovate
  - We attract
  - We develop
  - We support
- WE ARE SKILLED, EQUIPPED & ENABLED**
  - We are data driven
  - We use technology
  - We are agile
  - We are efficient and effective, and we protect our environment
- WE VALUE DIFFERENCE**
  - We are inclusive
  - We respect people
  - We build community trust & confidence
  - We are anti-discrimination
- WE ARE COLLABORATIVE**
  - With other forces
  - With our partners
  - With communities
  - With each other



## Main effort

- Victims
- Violence
- Vulnerability
- Visibility



# Delivering Community Priorities

- Tackling crime
- Tackling Violence Against Women and Girls
- Vehicle crime
- Burglary
- ASB
- Engaging with victims and those affected by Domestic abuse
- Working with young people
- Volume crime community impact



## Partnership work

- Op Yeoman – community safety event
- Op Make Safe and Op Henderson – raising awareness to spot the signs of child exploitation and trafficking



# Debden ASB: issues, actions taken and outcome

## How was it identified:

- Shopkeepers and members of the community initially came forward in April 2023 in relation to antisocial behavior and theft on Debden Broadway.
- The area was then identified as receiving extra funding from the PFCC for ASB hotspot patrols.

## Action taken:

- Targeted patrols from CPT, TCT and CST, in addition to Op Dial
- The Business Crime Team put communication structures in place for the shopkeepers to notify each other of those involved in ASB and shoplifting.
- Prolific offenders drug tested in custody for trigger offences so they can be required to complete drug treatment programs.
- Regular patrols of the area has been posted on social media, coupled with advice on how to report ASB if seen.

## Success:

- Significant reduction in issues in the area.
- The shopkeepers are working together to report offenders.
- Positive outcomes – prolific offenders have been given criminal behaviour orders.



# Community Engagement

- Contact with our faith centres
- Youth engagement
- Working with the Independent Advisory Group
- Fraud prevention
- Dementia cafes











# Performance – Rolling 12 months to January 2024

Top Level		Offences				Solved Outcomes				Solved Rates %		
Crime Type	% DA 2024	2023	2024	# diff.	% diff.	2023	2024	# diff.	% diff.	2023	2024	% pt. diff.
Anti-Social Behaviour (incidents)	-	1487	1039	-448	-30.1	-	-	-	-	-	-	-
All Crime (excl. Action (NFIB) Fraud)	16.2	10368	9926	-442	-4.3	1099	1140	41	3.7	10.6	11.5	0.9
- State Based Crime	5.6	1637	1536	-101	-6.2	519	473	-46	-8.9	31.7	30.8	-0.9
- Victim Based Crime	18.2	8731	8390	-341	-3.9	580	667	87	15.0	6.6	7.9	1.3
Violence Against the Person	36.5	3814	3514	-300	-7.9	347	363	16	4.6	9.1	10.3	1.2
Sexual Offences	25.7	253	230	-23	-9.1	22	21	-1	-4.5	8.7	9.1	0.4
Robbery	0.9	114	117	3	2.6	9	10	1	11.1	7.9	8.5	0.7
- Burglary	2.9	507	595	88	17.4	19	22	3	15.8	3.7	3.7	-0.1
Criminal Damage inc. Arson	12.3	966	787	-179	-18.5	57	60	3	5.3	5.9	7.6	1.7
Racial/Religiously Aggravated Offences	1.3	153	151	-2	-1.3	25	30	5	20.0	16.3	19.9	3.5
Hate Crime HO Definition	3.3	255	270	15	5.9	34	44	10	29.4	13.3	16.3	3.0
Domestic Abuse	100.0	1774	1609	-165	-9.3	150	154	4	2.7	8.5	9.6	1.1





# Public Perception Survey Results

Question	Year ending Sept 2022	Year ending Sept 2023	comparison	Change
Confidence in local policing (% strongly/tend to agree)	59%	57%		-2%
Importance of a regular uniformed police presence in the area (% very important)	66%	72%		+6%
Essex Police understand the issues that affect your community (%strongly/tend to agree)	48%	48%		0%
Essex Police are dealing with crime and ASB (%strongly/tend to agree)	36%	37%		+1%
Confidence in receiving a good service from Essex Police (% very/fairly confident)	66%	64%		-2%
Police in this area are doing a good/excellent job	70%	68%		-2%
Feel crime and ASB have become more of a problem in your area in the last 12 months	36%	37%		+1%
Feel informed about what the police are doing in my local area (%very/fairly informed)	36%	36%		0%

↑ significant increase ↓ significant decrease

Questions?

